Multiple District 5M

As of October 2026 Cumulative

Year	New Clubs	Dropped Clubs	Gain/ Loss Clubs	New Members	Charter Members	Reinstate Members	Transfer Members	Total Member Added	Total Members Dropped	Gain/ Loss Members
2022-2023	5	11	-6	1,638	150	112	89	1,989	2,069	-80
2023-2024	3	15	-12	1,452	90	85	73	1,700	2,069	-369
2024-2025	7	4	3	1,695	180	106	96	2,077	1,902	175
2025-2026	7	15	-8	1,585	176	73	80	1,914	2,234	-320
2026-2027	0	2	-2	601	1	36	32	670	509	161
Average	**4**	**9**	**-5**	**1,394**	**119**	**82**	**74**	**1,670**	**1,757**	**-87**

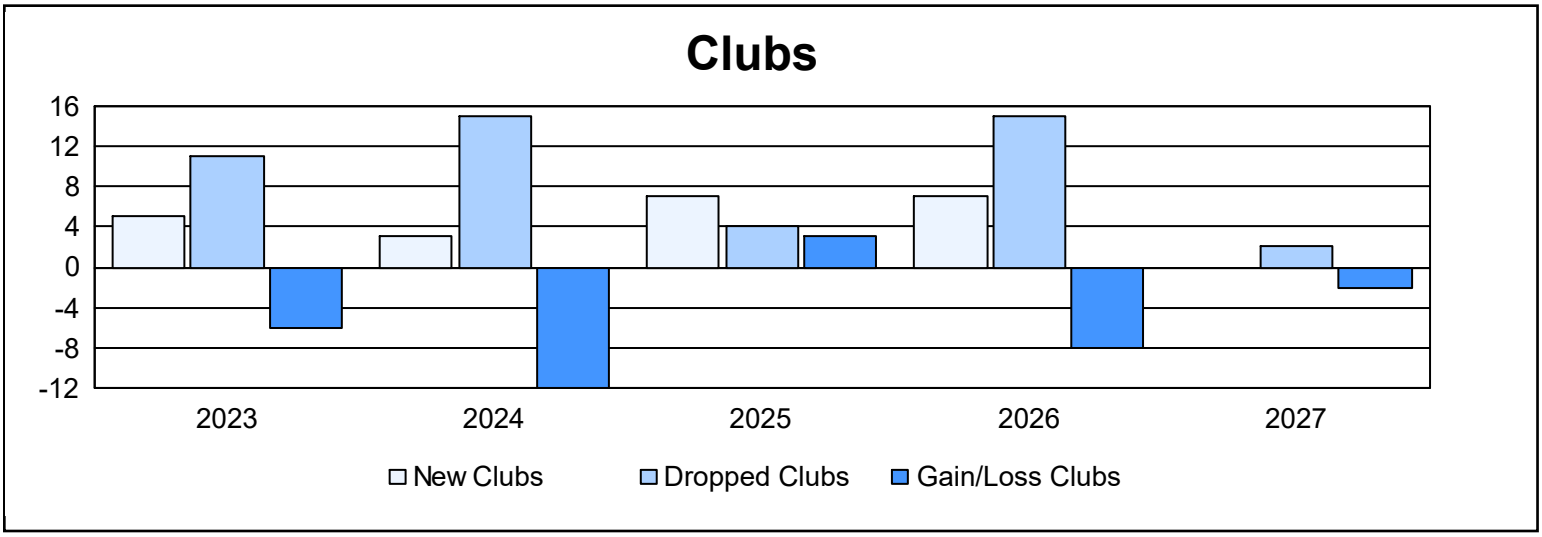

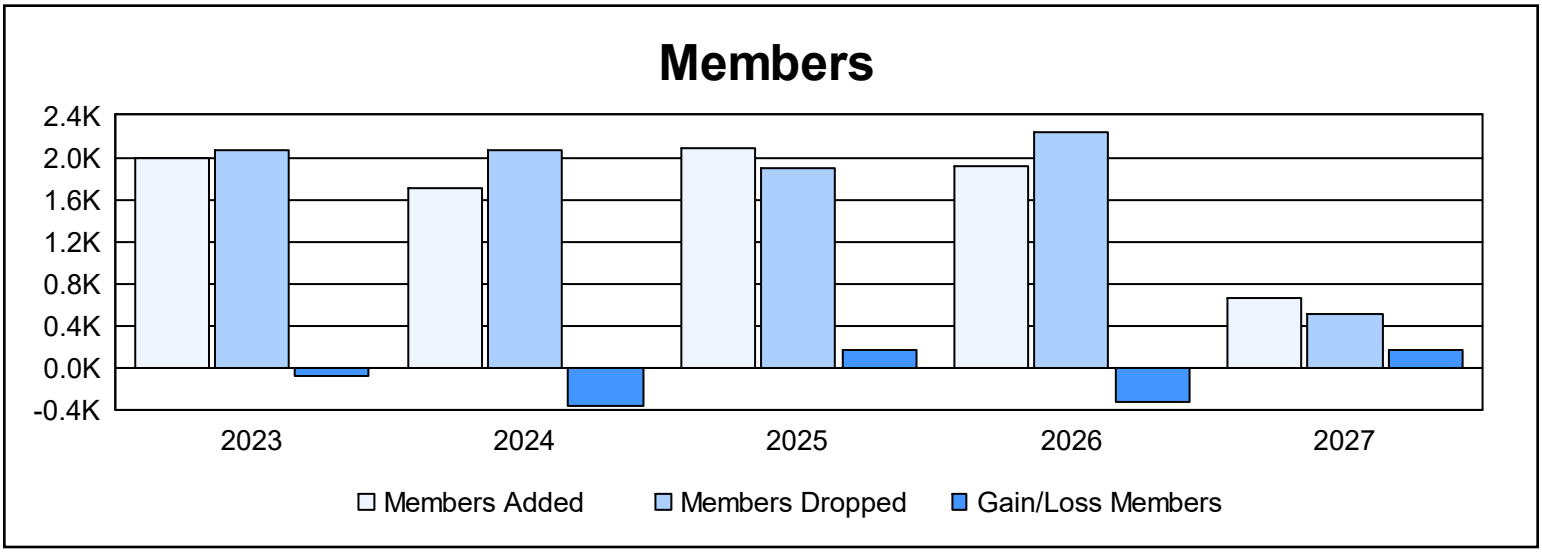

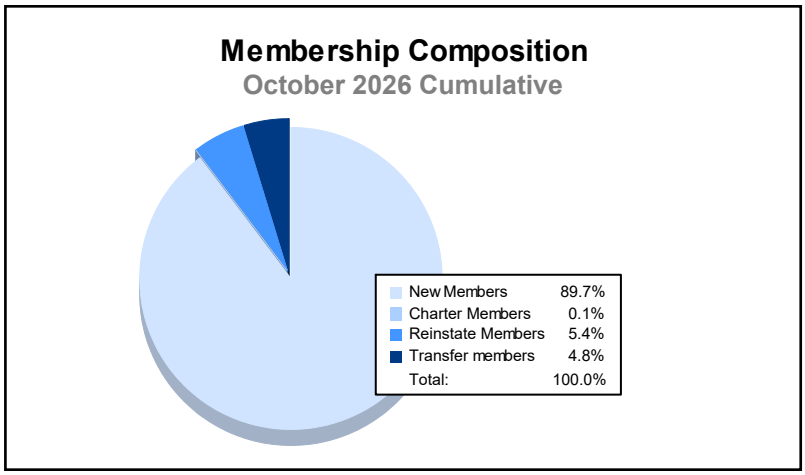
Membership Composition
October 2026 Cumulative
New Members 89.7%
Charter Members 0.1%
Reinstate Members 5.4%
Transfer members 4.8%
Total: 100.0%

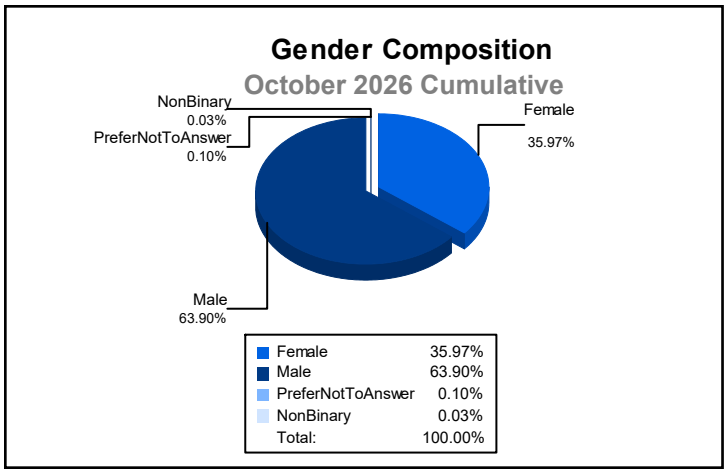
Gender Composition
October 2026 Cumulative
NonBinary
0.03%
PreferNotToAnswer
0.10%
Female
35.97%
Male
63.90%
Female 35.97%
Male 63.90%
PreferNotToAnswer 0.10%
NonBinary 0.03%
Total: 100.00%